

## iQ-Point of Sale – retail solution.

**InnQuest Point of Sale (iQ-POS) is our full-featured solution for clients needing a point-of-sale program for virtually any sales outlet: restaurants, bars, gift shops, marinas, or any other place you can imagine.**

iQ-POS offers the same qualities that have made roomMaster so successful -- powerful features, flexible configuration, and ease-of-use. The ease-of-use is great when it comes to training staff, and iQ-POS is so efficient you can spend more time attending to your customers.

iQ-POS has been designed to work well on both touchscreen PCs and the new Windows 8 tablets, so it will fit well into any environment.

Best of all, iQ-POS is tightly integrated with roomMaster. Not only do you have bill-to-room capability and “big picture” reporting, but you also can use the same credit card processing and accounting software interfaces.

### Restaurants and Bars

iQ-POS has been designed to work well in a wide variety of dining establishments. The ease-of-use and efficiency of iQ-POS allows staff to quickly access the software with the swipe of an ID badge and place orders with a minimal amount of “touches” on the touchscreen PCs. iQ-POS also has powerful and flexible modifiers so your guests get their meals exactly how they want.

Orders are automatically routed to multiple kitchen printers for preparation, additional rounds of orders can be placed with a single touch, and recalling a bill for a guest is done with only two touches.

Cashiering with iQ-POS is also powerful and easy. Staff can split bills at any time during the order with just a few touches! Bills can be billed to roomMaster folios and direct-bill accounts, and iQ-POS uses the same industry-leading credit card processing module as roomMaster, so processing guest payments will be fast and secure. Finally, iQ-POS has a great tip tracking feature, complete with tip declaring and tip-outs.

There is also Room Charge Drill Down which means that the hotel can easily get a detailed list of everything a customer ordered at a restaurant or bought for room service when printing the hotel folio, and reprint the POS receipt directly at the front desk.

Best of all, iQ-POS has the necessary tools to help you manage your business efficiently. In addition to the sales and transaction reports, iQ-POS has a Report Wizard for designing your own reports. There are also a wealth of security features for setting the appropriate access permissions for your employees.



## Retail Outlets

iQ-Point of Sale isn't just for restaurants – it is also suited for any retail sales outlets that may be associated with your hotel.

iQ-POS has been designed to work well with touchscreens, so cashiering is quick and easy with minimal training. Our software can use bar code scanners for fast checkouts, and processing payments is efficient with our integrated cash drawer and credit card processing module.

Managing your items and related inventory is a snap with iQ-POS. Flexible pricing options allow you to set a flat price or mark-up percentage, and sales deduct from your inventory records. You can also setup multiple prices for each item, such as selling a coke for \$1.00 in the restaurant, \$1.50 for room service and \$2.00 at the bar. Items have re-order points, and iQ-POS has powerful vendor maintenance features to assist you with managing your orders.

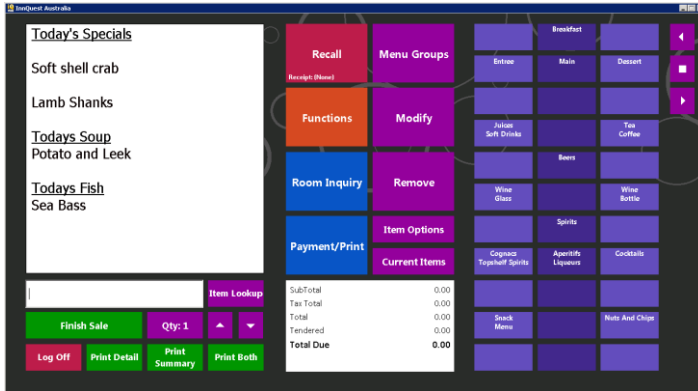
Full reporting is available in iQ-POS, and daily totals are integrated with roomMaster reports to give management the “big picture” view needed to make sound business decisions. Management can easily display many different graphs of less popular item, most popular item, sales by outlets, employees, classifications and categories.

## iQ-Point of Sale is available in two feature rich versions

Order Entry & Cashiering	Standard POS	Extended POS
Touch screen ready	•	•
Employee security and badge-swipe entry	•	•
Cashier sales in bar, restaurant, gift shop, room service & more	•	•
Hold and recall orders (bar tabs, dinner bills)	•	•
Bill to room (Guest Folios) including folio selection for shares in the same room	•	•
Reprint full copy of the POS receipt from the front desk when guest is checking out	•	•
Bill to City Ledger accounts (customer tabs)	•	•
Integrated credit card processing (same or different Merchant deposit)	•	•
One-touch button to order another complete round	•	•
Flexible tip processing options such as tip by percent, tip by amount, or tip by difference tendered	•	•
Very fast receipt printing with easy to read layout or receipts, detailed listing of payments, split payments on bill to room and storing customer name on order	•	•
Alternate screen layout available for left-handed users	•	•
Pull a bill from hold and print it in only two key strokes		•
Gratuity suggestions printed at bottom of receipts		•
Unique item lists per location (bar vs. gift shop)		•
Split bills – ability to separate bills at any time in the order cycle such as before starting an order or when ready to pay		•
Remote printing – order placed at register prints at kitchen printers (salad station, grill, bar etc...), including two color printing.		•

<b>Employee Security</b>	<b>Standard POS</b>	<b>Extended POS</b>
Designate which employees can open the cash drawer	•	•
Designate which employees can tip-out for other employees	•	•
Designate which employees can void items	•	•
Designate how many copies of the receipt each employee can print	•	•
Track void reasons for each item once they have dropped to kitchen	•	•
Designate which employees can process payments to orders	•	•
<b>Pricing &amp; Inventory</b>	<b>Standard POS</b>	<b>Extended POS</b>
Multi-level pricing by service (dining room, bar, takeout and room service) allows an item to sell for different prices at different locations	•	•
Flexible pricing – flat, mark up or user prompt	•	•
Costing with unit conversion (1 case = 12 each)	•	•
Modifiers – 2 levels per item with optional modifier pricing	•	•
Ability to ignore taxes by service such as taxing in the dining room but not taxing in the bar.	•	•
Vendor maintenance	•	•
Inventory with reorder points	•	•
Multiple location inventory for each item	•	•
Timed menus so prices and menu items change automatically by time of day and day of week (happy hour, early bird specials, holidays)		•
Extended modifier attributes (no, extra, light, heavy, etc...) and ability to create modifier options on the fly.		•
<b>Reporting</b>	<b>Standard POS</b>	<b>Extended POS</b>
Full integration with roomMaster PMS for billing, reporting and accounting	•	•
Daily transaction journal	•	•
Daily sales totals	•	•
Inventory and purchasing	•	•
Monthly and yearly sales	•	•
Report wizard – design your own simple reports	•	•
<b>roomMaster Premier Edition POS features</b>	<b>Standard POS</b>	<b>Extended POS</b>
Unlimited bill history for reporting, charts & graphs		•
Unlimited bill history for bill reprints		•
Staff report reprint for any previous date		•
Advanced split options allowing to split bills up to 32 ways through drag and drop		•
Transfer item to another bill		•
Advanced staff report showing classification and sales breakdown at bottom of staff report		•
Video kitchen/bar display		•
Reservations/Wait list functionality		•

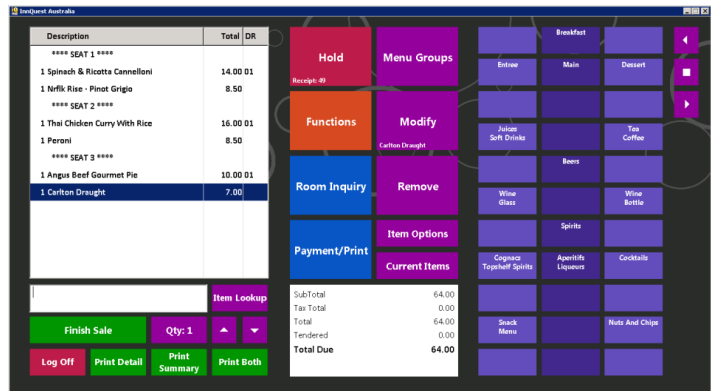
## Informative POS Terminal



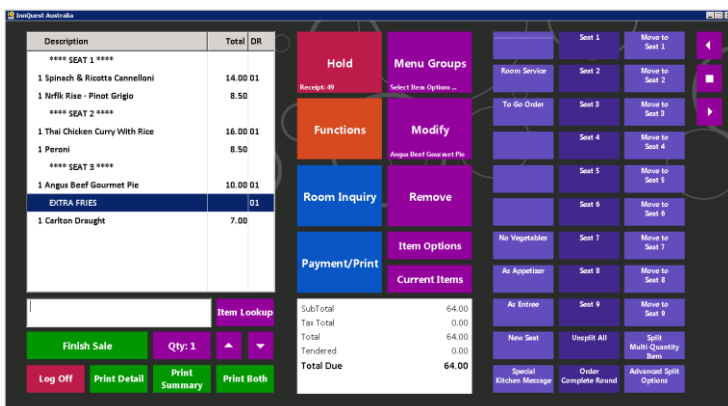
After signing in, staff can be greeted with a message alerting them to daily specials, important news, or guest promotions.

## Fast and easy order entry

iQ-POS is designed to work with touchscreen monitors and computers. Orders are easily entered with just a few touches of the screen. Items are broken down into various categories for easy location by staff in a fast paced environment and our modifiers are also powerful and easy to use.

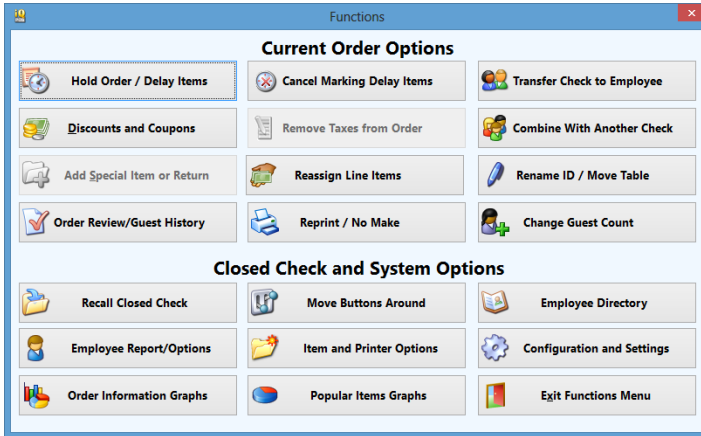


## Advanced features are easy to use



Splitting bills, adding special requests, or entering kitchen messages is extremely easy with iQ-POS.

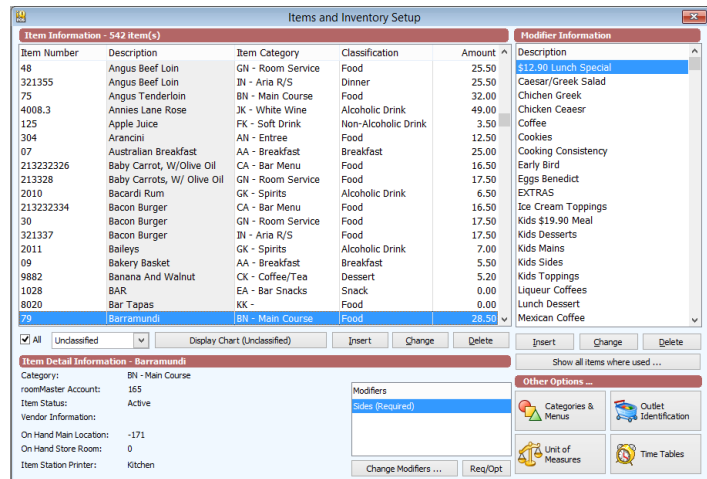
## Powerful features and customisation are all possible from a touchscreen



Whether your manager wants to make special changes to an order, '86' an item, or even make changes to items or screen layout, most advanced functions can be performed at a touchscreen terminal

## Easily manage items for sale

Adding, changing and deleting items from your menu is a breeze. Selecting an item shows all of the modifiers already assigned to the item, and adding additional modifiers is as easy as drag and drop.



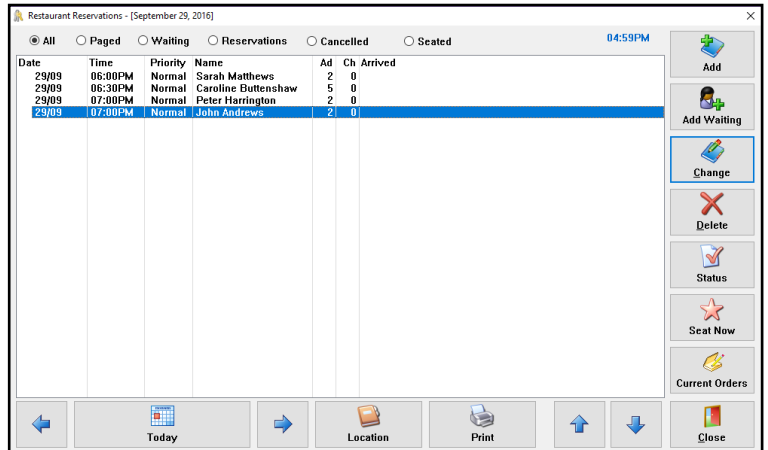
## Intuitive seating chart



Create an overhead view of your dining space for easy bill holding and recalling. We provide a variety of seating icons for your space.

## iQ-POS reservations

Manage table reservations, including notes for the reservation and the ability to assign tables at time of booking. Assign guests 'seated status' and even check their current orders.



Record Will Be Added

Office

Adults:  Children:

Date:

Time:

First Name:

Last Name:

Phone:

Email:

Priority:

Notes

Reservation Status

Guaranteed     Waiting     Cancelled  
 Non Guaranteed     Late     No-Show  
 Paged     Partially here     Seated

Entered: 29/09/2016 at 05:00 PM

Record when diners are waiting to be seated or when only part of their dining party have been seated. Note no shows & cancellations.

You can also book iQ-POS reservations from within roomMaster reservations. When the roomMaster reservation is cancelled it will also prompt to cancel the iQ-POS reservation at the same time.